



Specimen Collection Swab Guide

Page 1 of 3

General instructions



- Label swabs with patient's full name, date of birth, anatomical collection site, and date/time of collection
- Multiple swabs are required when tests from multiple categories are requested
- Check expiry date of swabs prior to collection
- Ensure lid is firmly placed on all specimens.

Test Requested	Preferred Swab	Alternative Swab	Unsuitable Swab
Microscopy, culture and sensitivities (MC&S) - general bacterial/fungal testing (including Group B Strep) <ul style="list-style-type: none"> • Excludes: <i>Chlamydia</i>, <i>Mycoplasma</i>, <i>Trichomonas</i>. • For microscopy, use a separate swab to collect the sample then smear it onto a glass slide. Put the slide in a plastic slide container and send it to the lab. This isn't needed for nose, throat, or rectal swabs • For <i>Neisseria gonorrhoeae</i> culture, only Amies Charcoal or Amies Gel swabs are suitable. 	<p>Amies Charcoal Swab OR Amies Gel Swab</p>	<p>Dry, plastic, or metal shaft with synthetic fibre tip</p>	<p>Swabs containing universal / viral transport medium</p>
Multi-resistant organism screen (excluding <i>Candida auris</i>) <ul style="list-style-type: none"> • Includes: MRSA, CRO/CPO, VRE, CRE/CPE • Slide for microscopy not required. 	<p>Amies Charcoal Swab OR Amies Gel Swab</p>	<p>Dry, plastic, or metal shaft with synthetic fibre tip</p> <p>OR</p> <p>Dry Double Swab</p>	<p>Swabs containing universal / viral transport medium</p>

Document Number: PGSCP012

Document Owner: Manager Speci. Collection Services

Version Number: 1.0

Date Issued: 01/09/2025



Specimen Collection Swab Guide









Page 2 of 3

Test Requested	Preferred Swab	Alternative Swab	Unsuitable Swab
Candida auris screen <ul style="list-style-type: none"> Slide for microscopy not required 	<p>Dry, plastic, or metal shaft with synthetic fibre tip</p> <p>OR</p> <p>Dry Double Swab</p>	<p>Dry, wire shaft with synthetic tip</p>	<p>Swabs containing ANY medium</p>
PCR testing for CT/NG/TV/MG <i>(Chlamydia trachomatis, Neisseria gonorrhoeae, Trichomonas vaginalis, Mycoplasma genitalium)</i> <ul style="list-style-type: none"> Including: Genital swabs, rectal swabs, throat swabs, eye swabs, others If mpox PCR co-requested, see below. 	<p>Cobas swab in Cobas media</p>	<p>Dry, flocked swab</p> <p>OR</p> <p>Dry, plastic, or metal shaft with synthetic fibre tip</p>	<p>Swabs containing bacterial medium (Amies Charcoal or Gel)</p>
Mpox PCR (including ANY co-requested PCR) <ul style="list-style-type: none"> To reduce the risk of leaking or laboratory exposure, only dry swabs should be submitted. Please ensure all patient samples from suspected or confirmed mpox cases are clearly indicated as such so that appropriate laboratory handling can occur. 	<p>Dry, plastic or metal shaft with synthetic fibre tip</p> <p>OR</p> <p>Dry, flocked swab</p>		<p>Swabs containing ANY medium</p>



Specimen Collection Swab Guide

Page 3 of 3

Test Requested	 Preferred Swab	 Alternative Swab	 Unsuitable Swab
Self-collection for Cervical Screening Test (CST) <ul style="list-style-type: none"> Clinicians should collect a liquid-based cytology sample (LBC). 	 <p>COPAN FLOQSwab 552C snapped into ThinPrep® PreservCyt®</p>	 <p>Dry COPAN FLOQSwab 552C</p>	<p>All other swabs</p>
All other PCR testing (e.g. respiratory pathogens, herpes simplex virus (HSV), varicella zoster virus (VZV), measles, syphilis, Ureaplasma, others) <ul style="list-style-type: none"> Includes: Respiratory swabs, lesion swabs, eye swabs, anogenital swabs, others If mpox PCR co-requested, see above. 	 <p>Flocked swab in universal/ viral transport medium</p> <p>OR</p> <p>Dry, flocked swab</p> 	 <p>Plastic, or metal shaft with synthetic fibre tip, with or without universal / viral transport medium</p>	<p>Swabs containing bacterial medium (Amies Charcoal or Gel)</p>